

Signify Classified - Internal
Cooper Lighting Solutions Photometric Lab
1121 Highway 74 South
Peachtree City, GA 30269



Scaled data based on original data using
LM-79-08 Approved Method: Electrical and Photometric Measurements of Solid-
State Lighting Products

Test Report Prepared for
Cooper Lighting Solutions
(formerly Eaton)

Brand: INVUE

Report Number: P870744

Luminaire Tested: **EMM2-HTN-SA2C-830-U-T2U-HSS**

Issue Date: 09/05/2024



Test Information

Test Method: LM-79-08
Report Number: P870744
Test Lab: INNOVATION CENTER(G3)
Issue Date: 09/05/2024
Manufacturer: COOPER LIGHTING SOLUTIONS (FORMERLY EATON)
Product Line: INVUE
Catalog Number: EMM2-HTN-SA2C-830-U-T2U-HSS
Description: EPIC MODERN TALL HOUSING DISCRETE LED ARRAYS 120W 80CRI 3000K
FIXTURE w/ TYPE II URBAN DISTRIBUTION OPTIC AND HOUSE SIDE SHIELD
Light Source: (20) 3000K CCT, 80 CRI LEDS
Ballast/Driver: ELECTRONIC DRIVER

Summary

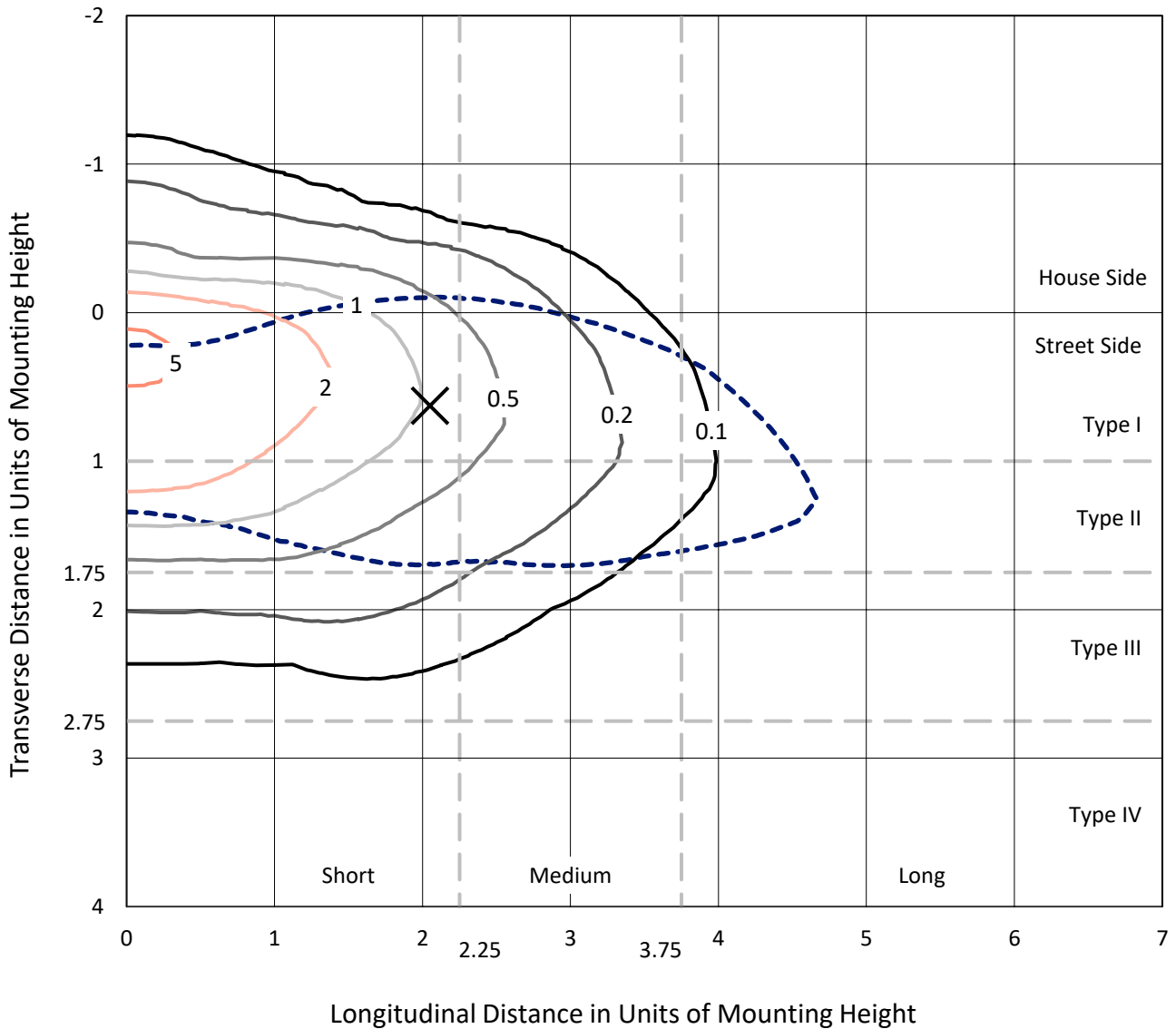
Lumens per Lamp: N/A
Luminaire Lumens: 8141.9 lumens
Efficiency: N/A
Efficacy: 80.6 lumens/watt
Luminous Opening: Rectangular (W 0.67' x L: 0.33' x H: 0')
IES Classification: Type II - Short
BUG Rating: B1 - U0 - G2

Input Watts (W): 101
Input Voltage (V): 120
Input Current (A_{in}): NR
Voltage Rise (V): NR
Power Factor: 0.99
Total Harmonic Distortion (THDi): 9.45%
Frequency (hertz): 60
Stabilization Time: NR
Operation Time: NR
Ambient Temperature (°C): NR
Test Distance: 24 FT

REPORT NUMBER: P870744
 CATALOG NUMBER: EMM2-HTN-SA2C-830-U-T2U-HSS

Iso-Footcandle Lines of Horizontal Illumination

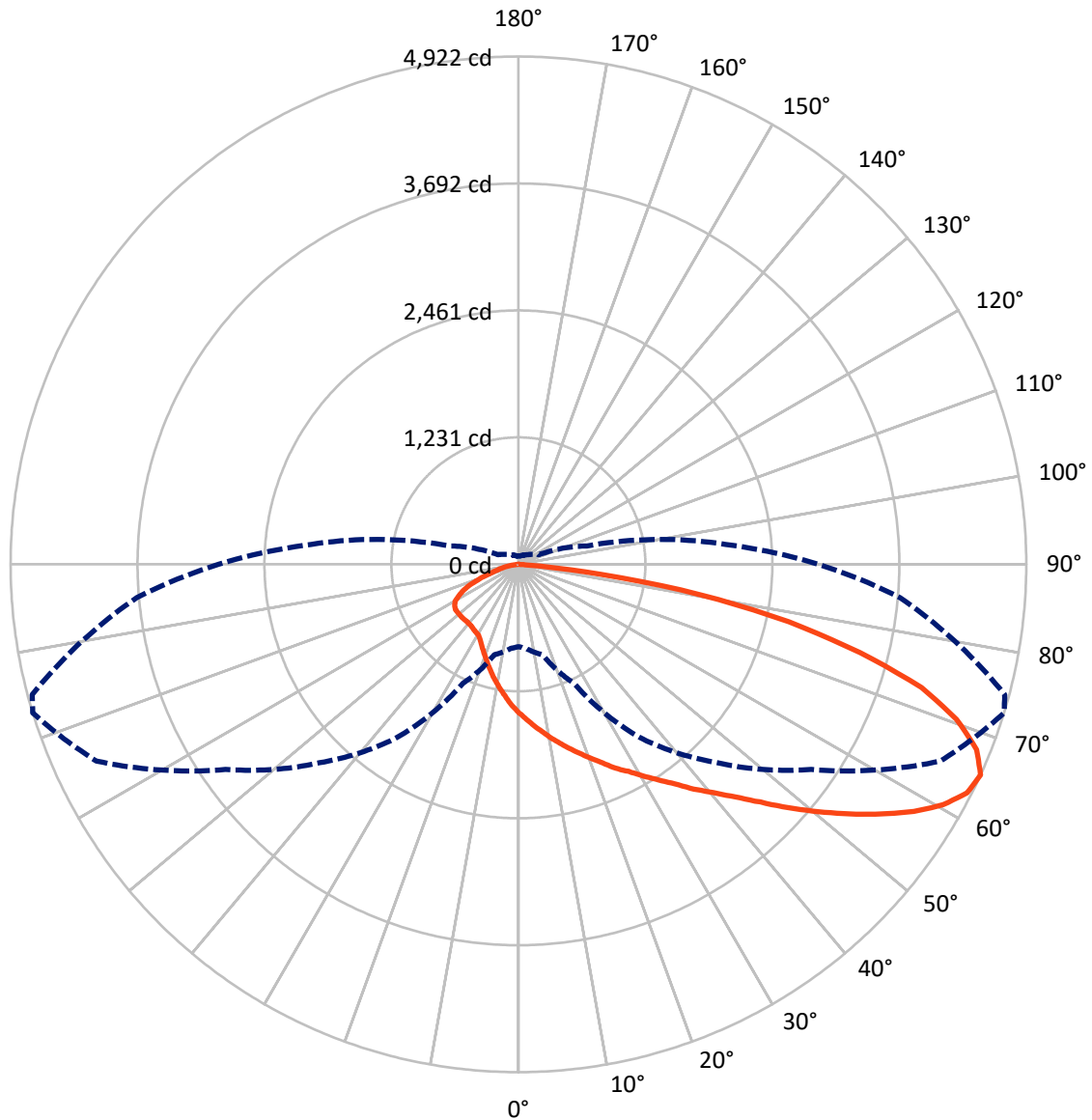
× Max cd
 - - - 1/2 Max cd



Based on 20 foot mounting height. Maximum calculated value = 5.8 fc
 Type II - Short - N/A

REPORT NUMBER: P870744
CATALOG NUMBER: EMM2-HTN-SA2C-830-U-T2U-HSS

Luminous Intensity Polar Plot



— Vertical Plane Through 73-Deg Lateral - - - Horizontal Cone Through 65-Deg Vertical

REPORT NUMBER: P870744

CATALOG NUMBER: EMM2-HTN-SA2C-830-U-T2U-HSS

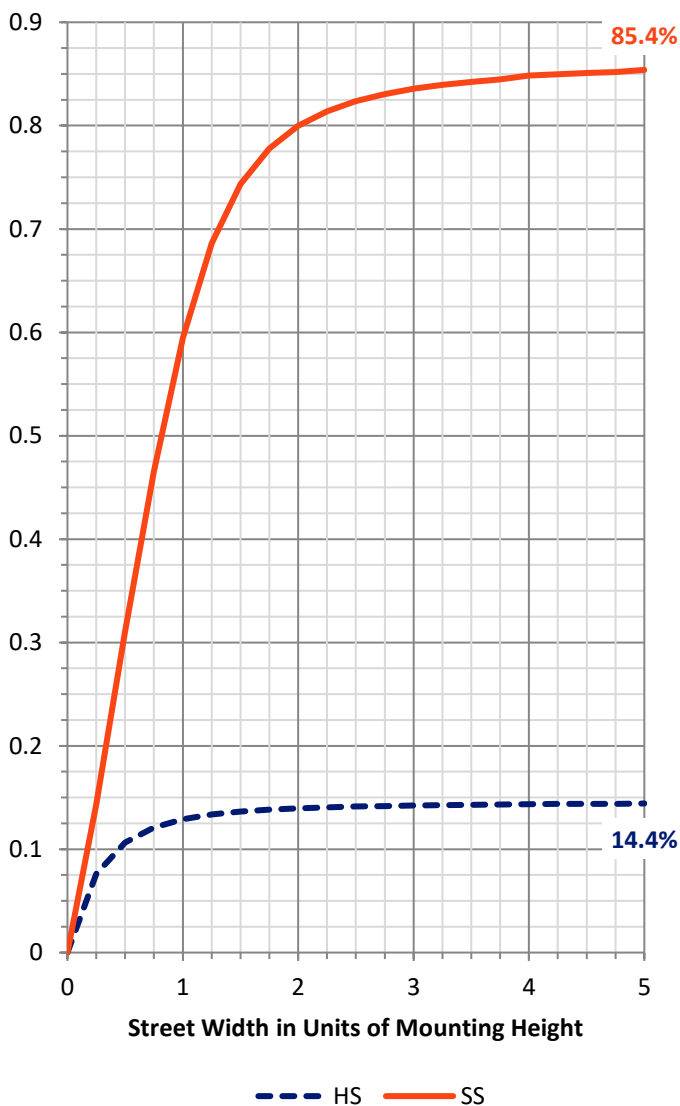
FLUX DISTRIBUTION:

		Downward	Upward	Total
House Side	Lumens	1184.0	0.0	1184.0
	% Fixture	14.5	0.0	14.5
Street Side	Lumens	6957.9	0.0	6957.9
	% Fixture	85.5	0.0	85.5
Total	Lumens	8141.9	0.0	8141.9
	% Fixture	100.0	0.0	100.0

ZONAL LUMENS:

Zone	Lumens	% Fixture
0°-10°	139.4	1.7
10°-20°	423.7	5.2
20°-30°	709.6	8.7
30°-40°	1070.4	13.1
40°-50°	1512.5	18.6
50°-60°	1701.9	20.9
60°-70°	1526.1	18.7
70°-80°	928.2	11.4
80°-90°	129.9	1.6
90°-100°	0.0	0.0
100°-110°	0.0	0.0
110°-120°	0.0	0.0
120°-130°	0.0	0.0
130°-140°	0.0	0.0
140°-150°	0.0	0.0
150°-160°	0.0	0.0
160°-170°	0.0	0.0
170°-180°	0.0	0.0
0°-90°	8141.9	100.0
0°-180°	8141.9	100.0

Coefficient of Utilization



REPORT NUMBER: P870744

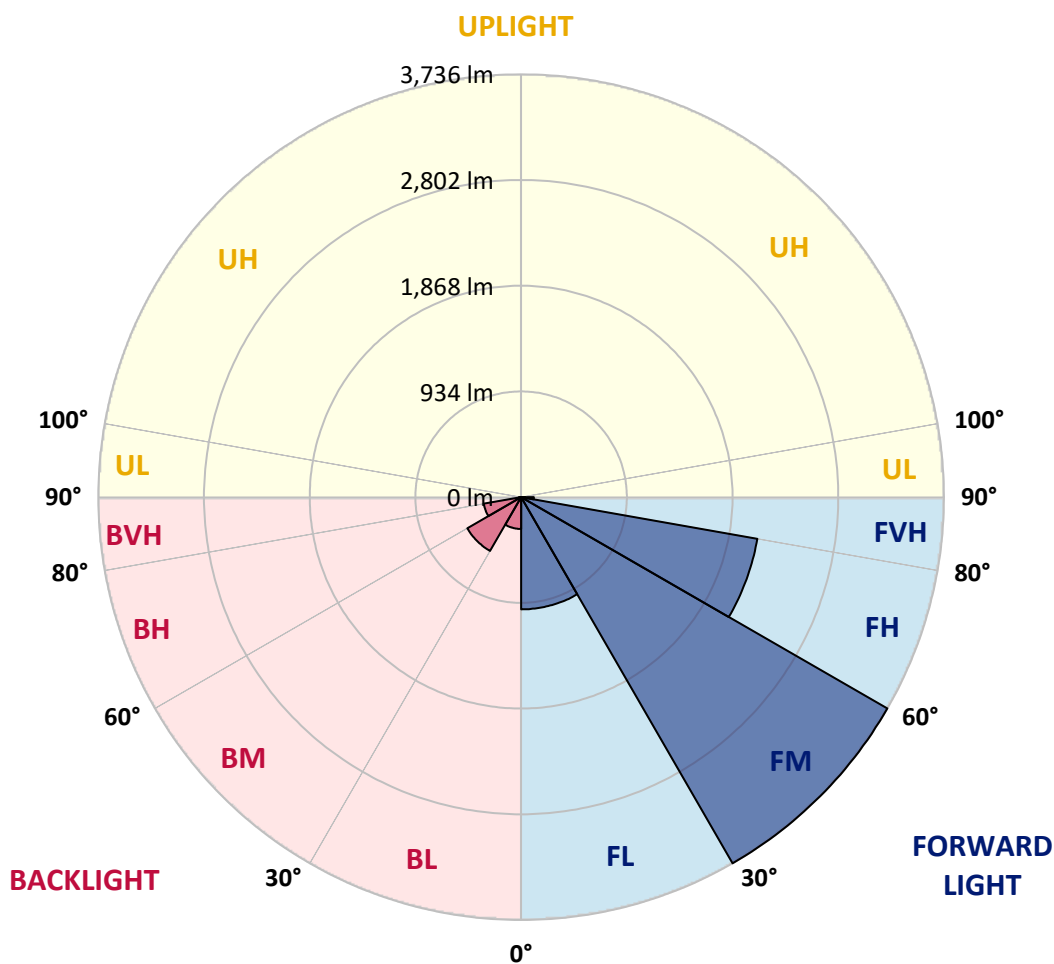
CATALOG NUMBER: EMM2-HTN-SA2C-830-U-T2U-HSS

LUMINAIRE CLASSIFICATION SYSTEM LUMEN TABLE AND BUG RATING:

Zone	Lumens	% Fixture	Zone Rating/Lumen Limit		
			B	U	G
FL (0°-30°)	991.5	12.2			
FM (30°-60°)	3735.9	45.9			
FH (60°-80°)	2119.0	26.0			G2/5000
FVH (80°-90°)	111.6	1.4			G2/225
BL (0°-30°)	281.3	3.5	B1/500		
BM (30°-60°)	549.0	6.7	B1/1000		
BH (60°-80°)	335.4	4.1	B1/500		G1/500
BVH (80°-90°)	18.3	0.2			G1/100
UL (90°-100°)	0.0	0.0		U0/0	
UH (100°-180°)	0.0	0.0		U0/0	

BUG Rating: B1-U0-G2

Type II Short





REPORT NUMBER: P870744

CATALOG NUMBER: EMM2-HTN-SA2C-830-U-T2U-HSS

CANDELA DISTRIBUTION (FULL):

	0°	5°	15°	25°	35°	45°	55°	65°	73°	75°	85°
0°	1444.4	1444.4	1444.4	1444.4	1444.4	1444.4	1444.4	1444.4	1444.4	1444.4	1444.4
2.5°	1667.1	1657.6	1643.2	1631.2	1609.7	1580.9	1557.0	1525.8	1504.3	1497.1	1465.9
5°	1909.1	1897.1	1880.3	1851.6	1794.1	1760.6	1698.3	1626.4	1568.9	1557.0	1485.1
7.5°	2158.2	2153.4	2115.1	2072.0	2002.5	1928.2	1832.4	1719.8	1636.0	1616.8	1506.7
10°	2369.0	2347.4	2325.9	2285.1	2210.9	2105.5	1980.9	1825.2	1707.9	1676.7	1528.2
12.5°	2495.9	2488.7	2469.6	2421.7	2349.8	2258.8	2110.3	1928.2	1777.3	1734.2	1549.8
15°	2589.3	2596.5	2577.4	2546.2	2472.0	2385.7	2242.0	2036.0	1851.6	1801.3	1573.7
17.5°	2678.0	2673.2	2670.8	2634.9	2567.8	2481.6	2335.4	2124.7	1925.8	1870.8	1597.7
20°	2728.3	2730.7	2725.9	2711.5	2646.8	2563.0	2426.5	2230.1	2007.3	1945.0	1628.8
22.5°	2754.6	2764.2	2773.8	2771.4	2718.7	2654.0	2512.7	2313.9	2091.1	2026.4	1667.1
25°	2771.4	2778.6	2800.1	2828.9	2781.0	2728.3	2608.5	2414.5	2189.3	2115.1	1712.7
27.5°	2785.8	2795.3	2821.7	2864.8	2826.5	2795.3	2692.3	2500.7	2273.2	2206.1	1765.4
30°	2879.2	2891.2	2891.2	2912.7	2869.6	2862.4	2785.8	2603.7	2378.6	2306.7	1832.4
32.5°	3125.9	3101.9	3058.8	3037.3	2934.3	2936.7	2876.8	2706.7	2491.1	2419.3	1916.3
35°	3339.1	3339.1	3286.4	3216.9	3051.6	3018.1	2982.2	2843.3	2613.3	2543.8	2026.4
37.5°	3545.1	3547.5	3492.4	3432.5	3243.3	3123.5	3104.3	2975.0	2764.2	2682.8	2141.4
40°	3674.4	3688.8	3674.4	3628.9	3446.9	3307.9	3224.1	3123.5	2907.9	2845.6	2273.2
42.5°	3696.0	3724.7	3777.4	3791.8	3595.4	3473.2	3377.4	3276.8	3080.4	3010.9	2424.1
45°	3640.9	3650.5	3767.9	3784.6	3705.6	3605.0	3540.3	3456.5	3286.4	3226.5	2591.7
47.5°	3490.0	3470.8	3511.6	3657.7	3688.8	3684.0	3700.8	3660.1	3525.9	3449.3	2776.2
50°	3166.6	3173.8	3305.6	3482.8	3590.6	3712.8	3820.5	3866.1	3767.9	3691.2	2975.0
52.5°	2577.4	2610.9	2862.4	3281.6	3468.4	3693.6	3906.8	4060.1	4019.4	3945.1	3171.4
55°	2117.5	2167.8	2419.3	2958.2	3300.8	3600.2	3957.1	4263.7	4270.9	4213.4	3351.1
57.5°	1657.6	1698.3	1964.2	2457.6	3061.2	3454.1	3964.3	4438.5	4520.0	4452.9	3509.2
60°	1298.3	1327.0	1482.7	2048.0	2766.6	3245.7	3911.6	4577.5	4730.8	4680.5	3645.7
62.5°	984.5	1006.0	1145.0	1619.2	2404.9	3001.3	3734.3	4627.8	4879.3	4831.4	3722.3
65°	797.6	816.8	907.8	1271.9	2048.0	2718.7	3466.0	4512.8	4922.4	4879.3	3712.8
67.5°	651.5	658.7	733.0	991.7	1731.8	2400.1	3073.2	4213.4	4790.7	4788.3	3602.6
70°	527.0	546.1	608.4	790.5	1439.6	2033.6	2615.7	3743.9	4505.6	4529.6	3382.2
72.5°	447.9	452.7	507.8	653.9	1173.7	1650.4	2165.4	3202.6	4086.4	4105.6	3037.3
75°	378.5	385.6	426.4	529.4	953.3	1310.2	1741.4	2587.0	3420.5	3502.0	2558.2
77.5°	325.8	328.2	356.9	435.9	677.9	984.5	1276.7	1940.2	2678.0	2735.5	2009.7
80°	256.3	261.1	292.2	344.9	471.9	639.6	881.5	1327.0	1789.3	1854.0	1391.7
82.5°	119.8	134.1	141.3	189.2	246.7	316.2	416.8	553.3	809.6	807.2	649.1
85°	12.0	9.6	9.6	14.4	21.6	21.6	26.3	31.1	62.3	74.3	57.5
87.5°	0.0	0.0	0.0	2.4	4.8	4.8	4.8	7.2	7.2	7.2	7.2
90°	0.0	0.0	0.0	0.0	0.0	0.0	0.0	0.0	0.0	0.0	0.0



REPORT NUMBER: P870744

CATALOG NUMBER: EMM2-HTN-SA2C-830-U-T2U-HSS

CANDELA DISTRIBUTION (continued):

	90°	95°	105°	115°	125°	135°	145°	155°	165°	175°	180°
0°	1444.4	1444.4	1444.4	1444.4	1444.4	1444.4	1444.4	1444.4	1444.4	1444.4	1444.4
2.5°	1451.6	1430.0	1391.7	1355.8	1331.8	1312.6	1281.5	1262.3	1248.0	1228.8	1226.4
5°	1446.8	1408.5	1331.8	1267.1	1204.9	1152.2	1097.1	1063.5	1027.6	1010.8	1025.2
7.5°	1451.6	1389.3	1269.5	1171.3	1077.9	994.1	922.2	876.7	843.2	826.4	828.8
10°	1454.0	1372.5	1216.8	1080.3	960.5	862.3	780.9	718.6	677.9	668.3	656.3
12.5°	1449.2	1351.0	1164.1	991.7	847.9	740.2	644.3	596.4	555.7	536.6	536.6
15°	1454.0	1334.2	1109.0	910.2	747.3	622.8	541.3	488.6	464.7	447.9	450.3
17.5°	1454.0	1319.8	1056.3	831.2	649.1	534.2	459.9	416.8	392.8	383.3	380.9
20°	1470.7	1307.8	1006.0	756.9	562.9	455.1	395.2	361.7	342.5	333.0	328.2
22.5°	1482.7	1298.3	960.5	685.1	491.0	397.6	347.3	316.2	301.8	297.0	297.0
25°	1504.3	1295.9	919.8	615.6	433.6	354.5	309.0	285.0	273.1	268.3	268.3
27.5°	1535.4	1300.7	881.5	555.7	390.4	311.4	277.9	258.7	251.5	249.1	246.7
30°	1580.9	1322.2	857.5	510.2	349.7	285.0	253.9	241.9	237.1	234.7	234.7
32.5°	1640.8	1360.5	847.9	486.3	325.8	263.5	237.1	227.6	222.8	222.8	220.4
35°	1715.1	1403.7	840.8	464.7	309.0	249.1	225.2	215.6	213.2	213.2	213.2
37.5°	1803.7	1449.2	828.8	450.3	299.4	237.1	215.6	206.0	206.0	206.0	206.0
40°	1901.9	1516.2	826.4	440.7	292.2	230.0	206.0	196.4	196.4	196.4	196.4
42.5°	2012.1	1588.1	824.0	433.6	287.4	225.2	196.4	186.8	186.8	186.8	186.8
45°	2146.2	1679.1	828.8	428.8	287.4	220.4	189.2	177.3	174.9	174.9	174.9
47.5°	2278.0	1765.4	833.6	424.0	282.6	213.2	179.6	167.7	165.3	162.9	162.9
50°	2419.3	1854.0	833.6	419.2	277.9	206.0	172.5	155.7	153.3	150.9	150.9
52.5°	2558.2	1928.2	836.0	412.0	265.9	194.0	160.5	146.1	141.3	138.9	136.5
55°	2692.3	2007.3	838.4	400.0	251.5	182.0	153.3	136.5	129.3	124.6	124.6
57.5°	2793.0	2072.0	826.4	376.1	232.3	170.1	141.3	124.6	115.0	110.2	110.2
60°	2888.8	2112.7	804.8	340.1	213.2	158.1	131.7	112.6	103.0	98.2	98.2
62.5°	2927.1	2119.9	754.5	277.9	189.2	146.1	119.8	103.0	95.8	93.4	93.4
65°	2905.5	2088.7	687.5	220.4	167.7	131.7	110.2	95.8	86.2	79.0	79.0
67.5°	2788.2	1980.9	596.4	174.9	146.1	119.8	100.6	86.2	76.7	69.5	69.5
70°	2565.4	1808.5	464.7	138.9	127.0	105.4	91.0	79.0	69.5	62.3	62.3
72.5°	2237.2	1568.9	337.7	117.4	110.2	93.4	81.4	71.9	62.3	57.5	57.5
75°	1844.4	1209.6	239.5	100.6	98.2	83.8	74.3	64.7	57.5	52.7	52.7
77.5°	1384.5	843.2	186.8	88.6	86.2	76.7	67.1	59.9	52.7	50.3	47.9
80°	922.2	522.2	141.3	67.1	64.7	59.9	55.1	50.3	43.1	38.3	38.3
82.5°	412.0	220.4	71.9	38.3	33.5	28.7	24.0	16.8	16.8	14.4	14.4
85°	43.1	28.7	14.4	9.6	9.6	7.2	7.2	7.2	4.8	4.8	4.8
87.5°	7.2	7.2	4.8	4.8	4.8	2.4	2.4	2.4	2.4	2.4	2.4
90°	0.0	0.0	0.0	0.0	0.0	0.0	0.0	0.0	0.0	0.0	0.0

Cooper Lighting Solutions Photometric Lab
1121 Highway 74 South
Peachtree City, GA 30269



LM-79-2019: Approved Method: Electrical and Photometric Measurements of Solid-State Lighting Products

Report Prepared for

Cooper Lighting Solutions

Streetworks

Report Number: SP1-2407-157-7

Test Date: 09/05/2024

Luminaire Tested: MEM2-HTN-SA-40-830-U-5WQ

Data in this report applies to families of products including MEM2-HTN-SA-40-830-U-5WQ

Test Information

Test Method: LM-79-2019
 Report Number: SP1-2407-157-7
 Test Lab: COOPER LIGHTING SOLUTIONS
 Photometer: SP1 - 76IN SPHERE
 Measurement Geometry: 4π
 Issue Date: 09/05/2024
 Manufacturer: COOPER LIGHTING SOLUTIONS
 Product Line: Streetworks
 Catalog Number: **MEM2-HTN-SA-40-830-U-5WQ**
 Description: Epic Modern Light Square 40W 5WQ Optic

Spectral Parameters

CCT (K): 3126
 CIE u': 0.2465
 CIE v': 0.5182
 Duv: -0.0004
 CIE x: 0.4277
 CIE y: 0.3997
 CIE z: 0.1727
 Peak Wavelength (nm): 601
 Dominant Wavelength (nm): 582
 Purity: 48.31913
 Rf: 84.4
 Rg: 94.7

CRI (Ra):	82.6		
R1:	81.4	R9:	5.1
R2:	92.2	R10:	82.2
R3:	94.9	R11:	79.8
R4:	80.1	R12:	70.4
R5:	81.8	R13:	84.2
R6:	90.5	R14:	97.9
R7:	81.8	R15:	73.6
R8:	58.0		



Test Conditions

Stabilization Time: 22M
 Operation Time: 1H 22M
 Sphere Temperature (°C): 24.3

REPORT NUMBER: SP1-2407-157-7

Measurement and Test Equipment			
Instrument	Identification Number	Calibration Date	Calibration Due Date
Photometer	IN0058	6/18/2024	12/18/2024
Power Meter	INXT2011004	2/8/2024	2/8/2025
AC Power Source	IN0063	10/24/2023	10/24/2024
DC Power Source	IN0208	10/24/2023	10/24/2024
Sphere Thermometer	IN0085	10/24/2023	10/24/2024
Room Thermometer	IN0046	10/24/2023	10/24/2024

REPORT NUMBER: SP1-2407-157-7

CIE 1931 Chromaticity Diagram



CIE 1931 Chromaticity Diagram with 2017 ANSI 7-Step and 4-Step Quadrangles



Point lies inside the ANSI 3000K 4-step quadrangle

REPORT NUMBER: SP1-2407-157-7

Photopic Flux vs. Wavelength



Photopic Lumens: NR

λ (nm)	Power W [^] /nm	Lumens (ϕ /nm)	λ (nm)	Power W [^] /nm	Lumens (ϕ /nm)	λ (nm)	Power W [^] /nm	Lumens (ϕ /nm)	λ (nm)	Power W [^] /nm	Lumens (ϕ /nm)	λ (nm)	Power W [^] /nm	Lumens (ϕ /nm)
360	0	NR	490	258	NR	620	908	NR	750	26	NR	880	1	NR
365	0	NR	495	297	NR	625	857	NR	755	22	NR	885	0	NR
370	0	NR	500	345	NR	630	801	NR	760	19	NR	890	0	NR
375	0	NR	505	391	NR	635	738	NR	765	16	NR	895	0	NR
380	0	NR	510	426	NR	640	675	NR	770	14	NR	900	0	NR
385	0	NR	515	456	NR	645	610	NR	775	12	NR	905	0	NR
390	0	NR	520	480	NR	650	547	NR	780	10	NR	910	0	NR
395	0	NR	525	500	NR	655	488	NR	785	9	NR	915	0	NR
400	0	NR	530	517	NR	660	429	NR	790	7	NR	920	0	NR
405	2	NR	535	538	NR	665	378	NR	795	6	NR	925	0	NR
410	4	NR	540	558	NR	670	328	NR	800	5	NR	930	0	NR
415	9	NR	545	584	NR	675	285	NR	805	5	NR	935	0	NR
420	16	NR	550	611	NR	680	247	NR	810	4	NR	940	0	NR
425	31	NR	555	646	NR	685	212	NR	815	3	NR	945	0	NR
430	56	NR	560	687	NR	690	183	NR	820	3	NR	950	0	NR
435	101	NR	565	731	NR	695	156	NR	825	3	NR	955	0	NR
440	178	NR	570	780	NR	700	133	NR	830	2	NR	960	0	NR
445	323	NR	575	832	NR	705	114	NR	835	2	NR	965	0	NR
450	566	NR	580	883	NR	710	96	NR	840	2	NR	970	0	NR
455	645	NR	585	927	NR	715	82	NR	845	1	NR	975	0	NR
460	457	NR	590	963	NR	720	70	NR	850	1	NR	980	0	NR
465	365	NR	595	985	NR	725	59	NR	855	1	NR	985	0	NR
470	317	NR	600	998	NR	730	50	NR	860	1	NR	990	0	NR
475	244	NR	605	994	NR	735	43	NR	865	1	NR	995	0	NR
480	218	NR	610	978	NR	740	36	NR	870	1	NR	1000	0	NR
485	233	NR	615	947	NR	745	31	NR	875	1	NR			

REPORT NUMBER: SP1-2407-157-7

Scotopic Flux vs. Wavelength



Scotopic Lumens: NR

S/P: 1.42

λ (nm)	Power W [^] /nm	Lumens (φ/nm)	λ (nm)	Power W [^] /nm	Lumens (φ/nm)	λ (nm)	Power W [^] /nm	Lumens (φ/nm)	λ (nm)	Power W [^] /nm	Lumens (φ/nm)	λ (nm)	Power W [^] /nm	Lumens (φ/nm)
360	0	NR	490	258	NR	620	908	NR	750	26	NR	880	1	NR
365	0	NR	495	297	NR	625	857	NR	755	22	NR	885	0	NR
370	0	NR	500	345	NR	630	801	NR	760	19	NR	890	0	NR
375	0	NR	505	391	NR	635	738	NR	765	16	NR	895	0	NR
380	0	NR	510	426	NR	640	675	NR	770	14	NR	900	0	NR
385	0	NR	515	456	NR	645	610	NR	775	12	NR	905	0	NR
390	0	NR	520	480	NR	650	547	NR	780	10	NR	910	0	NR
395	0	NR	525	500	NR	655	488	NR	785	9	NR	915	0	NR
400	0	NR	530	517	NR	660	429	NR	790	7	NR	920	0	NR
405	2	NR	535	538	NR	665	378	NR	795	6	NR	925	0	NR
410	4	NR	540	558	NR	670	328	NR	800	5	NR	930	0	NR
415	9	NR	545	584	NR	675	285	NR	805	5	NR	935	0	NR
420	16	NR	550	611	NR	680	247	NR	810	4	NR	940	0	NR
425	31	NR	555	646	NR	685	212	NR	815	3	NR	945	0	NR
430	56	NR	560	687	NR	690	183	NR	820	3	NR	950	0	NR
435	101	NR	565	731	NR	695	156	NR	825	3	NR	955	0	NR
440	178	NR	570	780	NR	700	133	NR	830	2	NR	960	0	NR
445	323	NR	575	832	NR	705	114	NR	835	2	NR	965	0	NR
450	566	NR	580	883	NR	710	96	NR	840	2	NR	970	0	NR
455	645	NR	585	927	NR	715	82	NR	845	1	NR	975	0	NR
460	457	NR	590	963	NR	720	70	NR	850	1	NR	980	0	NR
465	365	NR	595	985	NR	725	59	NR	855	1	NR	985	0	NR
470	317	NR	600	998	NR	730	50	NR	860	1	NR	990	0	NR
475	244	NR	605	994	NR	735	43	NR	865	1	NR	995	0	NR
480	218	NR	610	978	NR	740	36	NR	870	1	NR	1000	0	NR
485	233	NR	615	947	NR	745	31	NR	875	1	NR			

REPORT NUMBER: SP1-2407-157-7

Melanopic Flux vs. Wavelength



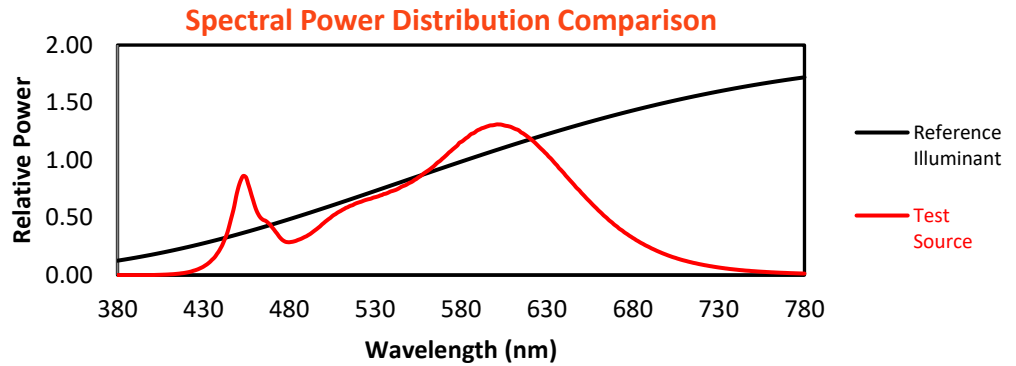
Melanopic Lumens: NR

M/P: 2.79

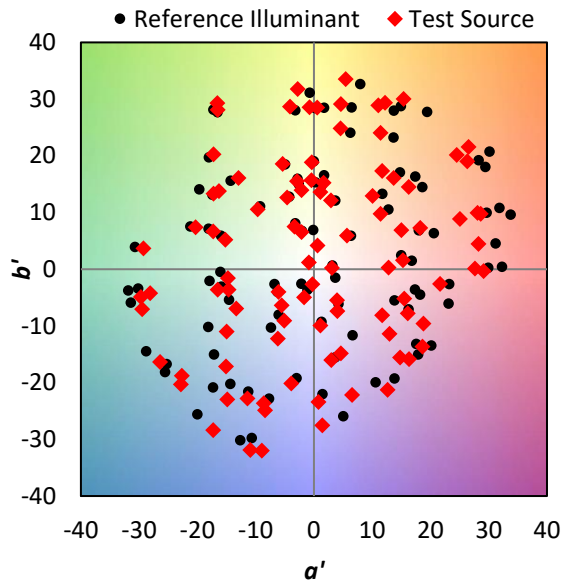
λ (nm)	Power W [^] /nm	Lumens (φ/nm)	λ (nm)	Power W [^] /nm	Lumens (φ/nm)	λ (nm)	Power W [^] /nm	Lumens (φ/nm)	λ (nm)	Power W [^] /nm	Lumens (φ/nm)	λ (nm)	Power W [^] /nm	Lumens (φ/nm)
360	0	NR	490	258	NR	620	908	NR	750	26	NR	880	1	NR
365	0	NR	495	297	NR	625	857	NR	755	22	NR	885	0	NR
370	0	NR	500	345	NR	630	801	NR	760	19	NR	890	0	NR
375	0	NR	505	391	NR	635	738	NR	765	16	NR	895	0	NR
380	0	NR	510	426	NR	640	675	NR	770	14	NR	900	0	NR
385	0	NR	515	456	NR	645	610	NR	775	12	NR	905	0	NR
390	0	NR	520	480	NR	650	547	NR	780	10	NR	910	0	NR
395	0	NR	525	500	NR	655	488	NR	785	9	NR	915	0	NR
400	0	NR	530	517	NR	660	429	NR	790	7	NR	920	0	NR
405	2	NR	535	538	NR	665	378	NR	795	6	NR	925	0	NR
410	4	NR	540	558	NR	670	328	NR	800	5	NR	930	0	NR
415	9	NR	545	584	NR	675	285	NR	805	5	NR	935	0	NR
420	16	NR	550	611	NR	680	247	NR	810	4	NR	940	0	NR
425	31	NR	555	646	NR	685	212	NR	815	3	NR	945	0	NR
430	56	NR	560	687	NR	690	183	NR	820	3	NR	950	0	NR
435	101	NR	565	731	NR	695	156	NR	825	3	NR	955	0	NR
440	178	NR	570	780	NR	700	133	NR	830	2	NR	960	0	NR
445	323	NR	575	832	NR	705	114	NR	835	2	NR	965	0	NR
450	566	NR	580	883	NR	710	96	NR	840	2	NR	970	0	NR
455	645	NR	585	927	NR	715	82	NR	845	1	NR	975	0	NR
460	457	NR	590	963	NR	720	70	NR	850	1	NR	980	0	NR
465	365	NR	595	985	NR	725	59	NR	855	1	NR	985	0	NR
470	317	NR	600	998	NR	730	50	NR	860	1	NR	990	0	NR
475	244	NR	605	994	NR	735	43	NR	865	1	NR	995	0	NR
480	218	NR	610	978	NR	740	36	NR	870	1	NR	1000	0	NR
485	233	NR	615	947	NR	745	31	NR	875	1	NR			

Summary

$R_f = 84.4$
 $R_g = 94.7$
 $CIE R_a = 82.6$
 $R_9 = 5.1$



Color Vector Graphics



Individual Sample Fidelity Index ($R_{f,i}$)

CES01 = 86	CES26 = 86	CES51 = 93	CES76 = 82
CES02 = 63	CES27 = 92	CES52 = 93	CES77 = 84
CES03 = 31	CES28 = 94	CES53 = 89	CES78 = 81
CES04 = 70	CES29 = 92	CES54 = 89	CES79 = 90
CES05 = 49	CES30 = 91	CES55 = 86	CES80 = 89
CES06 = 51	CES31 = 93	CES56 = 85	CES81 = 72
CES07 = 42	CES32 = 85	CES57 = 83	CES82 = 95
CES08 = 41	CES33 = 97	CES58 = 84	CES83 = 94
CES09 = 29	CES34 = 92	CES59 = 91	CES84 = 91
CES10 = 76	CES35 = 96	CES60 = 90	CES85 = 74
CES11 = 59	CES36 = 81	CES61 = 87	CES86 = 68
CES12 = 65	CES37 = 96	CES62 = 83	CES87 = 84
CES13 = 43	CES38 = 86	CES63 = 87	CES88 = 88
CES14 = 74	CES39 = 98	CES64 = 79	CES89 = 75
CES15 = 71	CES40 = 96	CES65 = 78	CES90 = 89
CES16 = 47	CES41 = 96	CES66 = 77	CES91 = 73
CES17 = 50	CES42 = 97	CES67 = 76	CES92 = 63
CES18 = 56	CES43 = 91	CES68 = 80	CES93 = 77
CES19 = 72	CES44 = 99	CES69 = 85	CES94 = 61
CES20 = 66	CES45 = 93	CES70 = 78	CES95 = 73
CES21 = 87	CES46 = 90	CES71 = 74	CES96 = 84
CES22 = 79	CES47 = 94	CES72 = 91	CES97 = 88
CES23 = 92	CES48 = 83	CES73 = 74	CES98 = 85
CES24 = 91	CES49 = 91	CES74 = 90	CES99 = 76
CES25 = 72	CES50 = 93	CES75 = 78	



Color Rendition by Hue-Angle Bin



Measure Comparisons



(END OF REPORT)